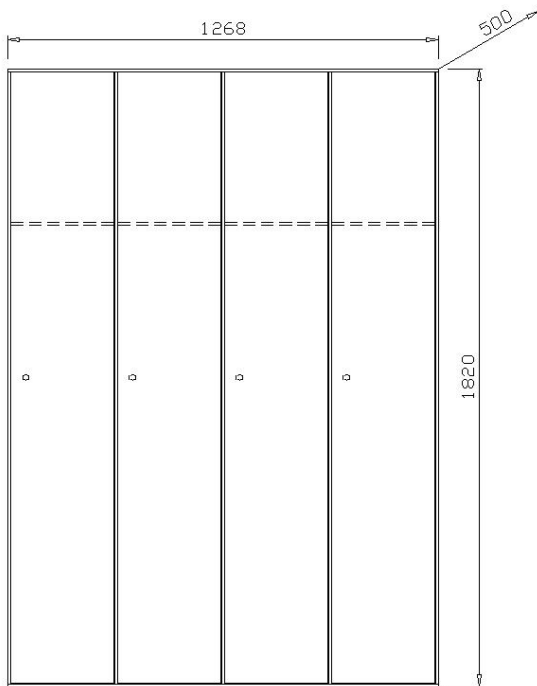




Kupan one tier locker 1TL-30



The 1TL-30 is supplied standard in units of 4 x 1 locker.

Dimensions:

Per unit 1268 x 500* x 1820 mm (w x d x h) (outside).

Per cabinet 307 x 474 x 1351/445 mm (w x d x h) (inside).

*Other depths are possible.

This type of locker is also available as:

1/4 unit width 323 mm.

1/2 unit width 638 mm.

3/4 unit width 953 mm.

The locker is supplied standard with a shelf.

Required materials:

Walls : 8 mm. thick HPL-melamine resin sheet.

Tier : 13 mm. thick HPL-melamine resin sheet.

Floor panel : 8 mm. thick HPL-melamine resin sheet

Top panel : 8 mm. thick HPL-melamine resin sheet.

Shelves : 8 mm. thick HPL-melamine resin sheet.

Rear panel : 2.5 mm. thick HPL-melamine resin sheet.

Hinges : Aluminium profile hinge P2000 not self closing.

Options:

Coin return lock fixed cylinder.

Coin return lock removable cylinder.

Coin retain lock fixed cylinder.

Coin retain lock removable cylinder.

Cylinder lock.

Electronic locking system.

-Pin code.

-Card reader.

Anchor hooks.

Cloth rod with 3 hooks.

Engraved numbers.

Wrist bands.

Self-closing hinges.

Sloping top (angle 30°).

Top panel (90°).

HPL plinths.

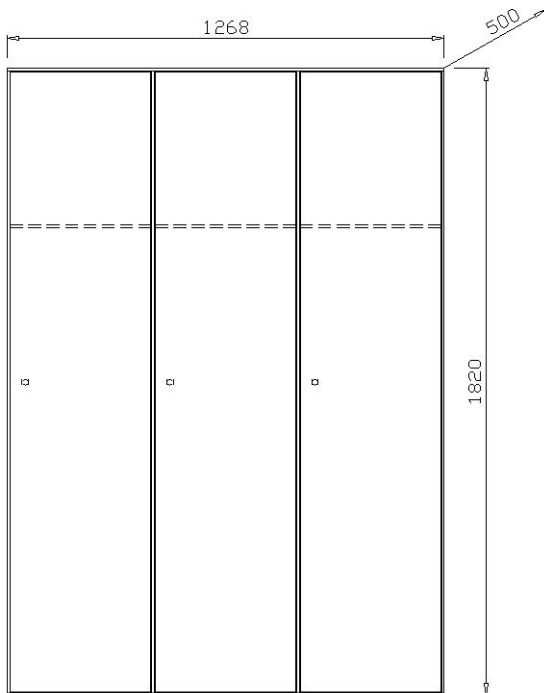
Stainless steel basement fixed.

Stainless steel basement with adjustable feet.

Wall connection.



Kupan one tier locker 1TL-40



The 1TL-40 is supplied standard in units of 3 x 1 locker.

Dimensions:

Per unit 1268 x 500* x 1820 mm (w x d x h) (outside).

Per cabinet 412 x 474 x 1351/445 mm (w x d x h) (inside).

*Other depths are possible.

This type of locker is also available as:

1/3 unit width 428 mm.

2/3 unit width 848 mm.

The locker is supplied standard with a shelf.

Required materials:

Walls : 8 mm. thick HPL-melamine resin sheet.

Tier : 13 mm. thick HPL-melamine resin sheet.

Floor panel : 8 mm. thick HPL-melamine resin sheet

Top panel : 8 mm. thick HPL-melamine resin sheet.

Shelves : 8 mm. thick HPL-melamine resin sheet.

Rear panel : 2.5 mm. thick HPL-melamine resin sheet.

Hinges : Aluminium profile hinge P2000 not self closing.

Options:

Coin return lock fixed cylinder.

Coin return lock removable cylinder.

Coin retain lock fixed cylinder.

Coin retain lock removable cylinder.

Cylinder lock.

Electronic locking system.

-Pin code.

-Card reader.

Anchor hooks.

Cloth rod with 3 hooks.

Engraved numbers.

Wrist bands.

Self-closing hinges.

Sloping top (angle 30°).

Top panel (90°).

HPL plinths.


Stainless steel basement fixed.

Stainless steel basement with adjustable feet.

Wall connection.



Kupan two tier locker 2TL-30



The 2TL-30 is supplied standard in units of 4 x 2 lockers.

Dimensions:

Per unit 1268 x 500* x 1820 mm (w x d x h) (outside).

Per cabinet 307 x 474 x 898 mm (w x d x h) (inside).

*Other depths are possible.

This type of locker is also available as:

1/4 unit width 323 mm.

1/2 unit width 638 mm.

3/4 unit width 953 mm.

Required materials:

Walls : 8 mm. thick HPL-melamine resin sheet.

Tier : 13 mm. thick HPL-melamine resin sheet.

Floor panel : 8 mm. thick HPL-melamine resin sheet.

Top panel : 8 mm. thick HPL-melamine resin sheet.

Shelves : 8 mm. thick HPL-melamine resin sheet.

Rear panel : 2.5 mm. thick HPL-melamine resin sheet.

Hinges : Aluminium profile hinge P2005 self closing.

Options:

Coin return lock fixed cylinder.

Coin return lock removable cylinder.

Coin retain lock fixed cylinder.

Coin retain lock removable cylinder.

Cylinder lock.

Electronic locking system.

-Pin code.

-Card reader.

Anchor hooks.

Cloth rod with 3 hooks.

Engraved numbers.

Wrist bands.

Sloping top (angle 30°).

Top panel (90°).

HPL plinths.


Stainless steel basement fixed.

Stainless steel basement with adjustable feet.

Wall connection.



Kupan two tier locker 2TL-40



The 2TL-40 is supplied standard in units of 3 x 2 lockers.

Dimensions:

Per unit 1268 x 500* x 1820 mm (w x d x h) (outside).

Per cabinet 412 x 474 x 898 mm (w x d x h) (inside).

*Other depths are possible.

This type of locker is also available as:

1/3 unit width 428 mm.

2/3 unit width 848 mm.

Required materials:

Walls : 8 mm. thick HPL-melamine resin sheet.

Tier : 13 mm. thick HPL-melamine resin sheet.

Floor panel : 8 mm. thick HPL-melamine resin sheet

Top panel : 8 mm. thick HPL-melamine resin sheet.

Shelves : 8 mm. thick HPL-melamine resin sheet.

Rear panel : 2.5 mm. thick HPL-melamine resin sheet.

Hinges : Aluminium profile hinge P2005 self closing.

Options:

Coin return lock fixed cylinder.

Coin return lock removable cylinder.

Coin retain lock fixed cylinder.

Coin retain lock removable cylinder.

Cylinder lock.

Electronic locking system.

-Pin code.

-Card reader.

Anchor hooks.

Cloth rod with 3 hooks.

Engraved numbers.

Wrist bands.

Sloping top (angle 30°).

Top panel (90°).

HPL plinths.

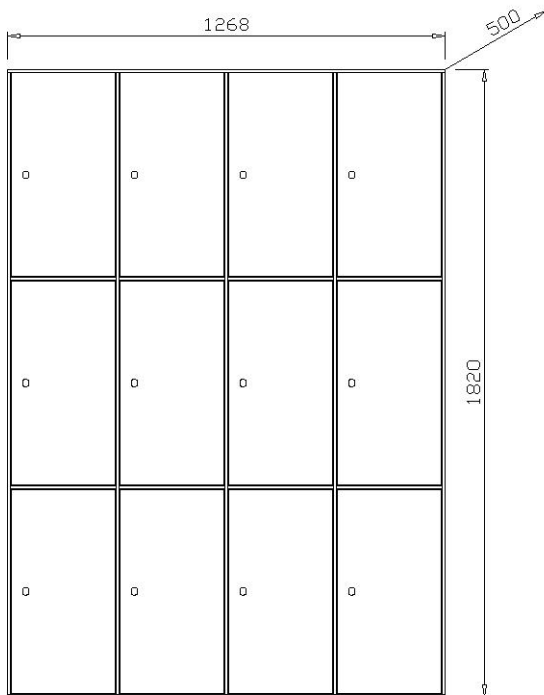
Stainless steel basement fixed.

Stainless steel basement with adjustable feet.

Wall connection.



Kupan three tier locker 3TL-30



The 3TL-30 is supplied standard in units of 4 x 3 lockers.

Dimensions:

Per unit 1268 x 500* x 1820 mm (w x d x h) (outside).

Per cabinet 307 x 474 x 596 mm (w x d x h) (inside).

*Other depths are possible.

This type of locker is also available as:

1/4 unit width 323 mm.

1/2 unit width 638 mm.

3/4 unit width 953 mm.

Required materials:

Walls : 8 mm. thick HPL-melamine resin sheet.

Tier : 13 mm. thick HPL-melamine resin sheet.

Floor panel : 8 mm. thick HPL-melamine resin sheet.

Top panel : 8 mm. thick HPL-melamine resin sheet.

Shelves : 8 mm. thick HPL-melamine resin sheet.

Rear panel : 2.5 mm. thick HPL-melamine resin sheet.

Hinges : Aluminium profile hinge P2005 self closing.

Options:

Coin return lock fixed cylinder.

Coin return lock removable cylinder.

Coin retain lock fixed cylinder.

Coin retain lock removable cylinder.

Cylinder lock.

Electronic locking system.

-Pin code.

-Card reader.

Anchor hooks.

Engraved numbers.

Wrist bands.

Sloping top (angle 30°).

Top panel (90°).

HPL plinths.


Stainless steel basement fixed.

Stainless steel basement with adjustable feet.

Wall connection.



Kupan three tier locker 3TL-40



The 3TL-40 is supplied standard in units of 3 x 3 lockers.

Dimensions:

Per unit 1268 x 500* x 1820 mm (w x d x h) (outside).

Per cabinet 412x 474 x 596 mm (w x d x h) (inside).

*Other depths are possible.

This type of locker is also available as:

1/3 unit width 428 mm.

2/3 unit width 848 mm.

Required materials:

Walls : 8 mm. thick HPL-melamine resin sheet.

Tier : 13 mm. thick HPL-melamine resin sheet.

Floor panel : 8 mm. thick HPL-melamine resin sheet

Top panel : 8 mm. thick HPL-melamine resin sheet.

Shelves : 8 mm. thick HPL-melamine resin sheet.

Rear panel : 2.5 mm. thick HPL-melamine resin sheet.

Hinges : Aluminium profile hinge P2005 self closing.

Options:

Coin return lock fixed cylinder.

Coin return lock removable cylinder.

Coin retain lock fixed cylinder.

Coin retain lock removable cylinder.

Cylinder lock.

Electronic locking system.

-Pin code.

-Card reader.

Anchor hooks.

Engraved numbers.

Wrist bands.

Sloping top (angle 30°).

Top panel (90°).

HPL plinths.

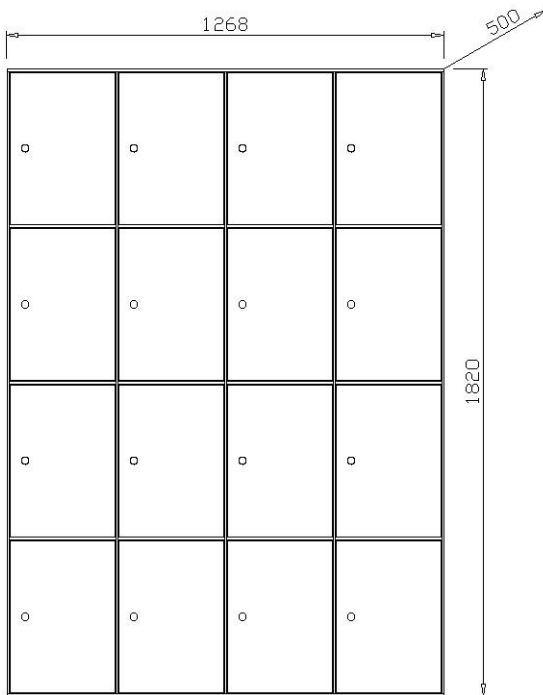
Stainless steel basement fixed.

Stainless steel basement with adjustable feet.

Wall connection.



Kupan four tier locker 4TL-30



The 4TL-30 is supplied standard in units of 4 x 4 lockers.

Dimensions:

Per unit 1268 x 500* x 1820 mm (w x d x h) (outside).

Per cabinet 307 x 474 x 445 mm (w x d x h) (inside).

*Other depths are possible.

This type of locker is also available as:

1/4 unit width 323 mm.

1/2 unit width 638 mm.

3/4 unit width 953 mm.

Required materials:

Walls : 8 mm. thick HPL-melamine resin sheet.

Tier : 13 mm. thick HPL-melamine resin sheet.

Floor panel : 8 mm. thick HPL-melamine resin sheet

Top panel : 8 mm. thick HPL-melamine resin sheet.

Shelves : 8 mm. thick HPL-melamine resin sheet.

Rear panel : 2.5 mm. thick HPL-melamine resin sheet.

Hinges : Aluminium profile hinge P2005 self closing.

Options:

Coin return lock fixed cylinder.

Coin return lock removable cylinder.

Coin retain lock fixed cylinder.

Coin retain lock removable cylinder.

Cylinder lock.

Electronic locking system.

-Pin code.

-Card reader.

Anchor hooks.

Engraved numbers.

Wrist bands.

Sloping top (angle 30°).

Top panel (90°).

HPL plinths.

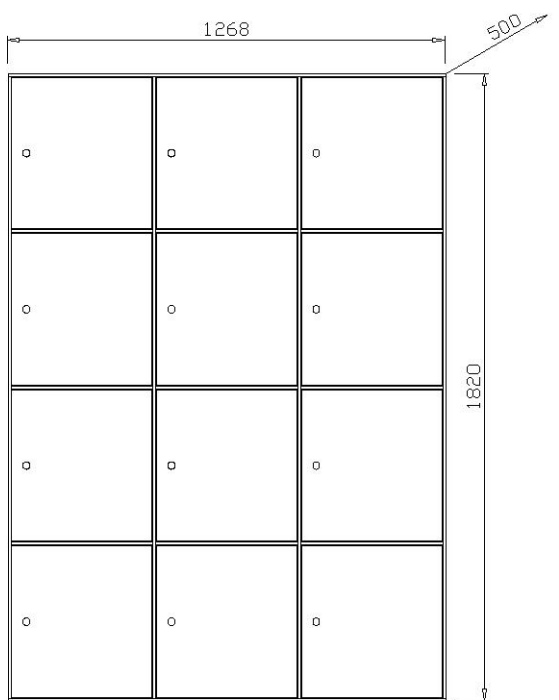
Stainless steel basement fixed.

Stainless steel basement with adjustable feet.

Wall connection.



Kupan four tier locker 4TL-40



The 4TL-40 is supplied standard in units of 3 x 4 lockers.

Dimensions:

Per unit 1268 x 500* x 1820 mm (w x d x h) (outside).

Per cabinet 412 x 474 x 445 mm (w x d x h) (inside).

*Other depths are possible.

This type of locker is also available as:

1/3 unit width 428 mm.

2/3 unit width 848 mm.

Required materials:

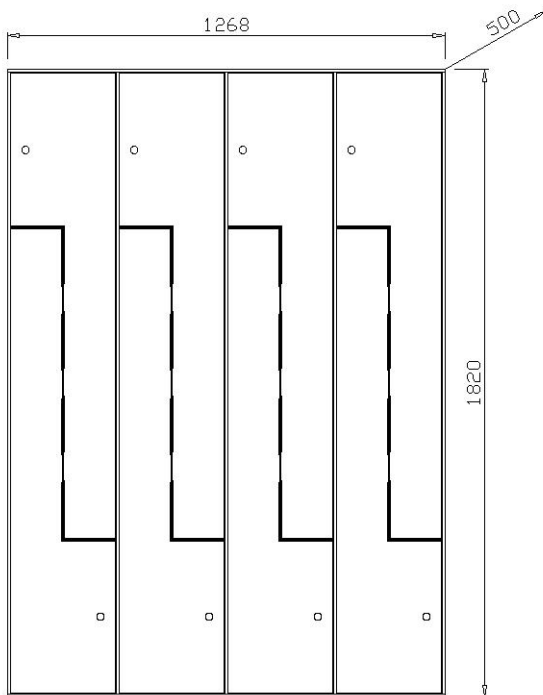
- Walls : 8 mm. thick HPL-melamine resin sheet.
- Tier : 13 mm. thick HPL-melamine resin sheet.
- Floor panel : 8 mm. thick HPL-melamine resin sheet
- Top panel : 8 mm. thick HPL-melamine resin sheet.
- Shelves : 8 mm. thick HPL-melamine resin sheet.
- Rear panel : 2.5 mm. thick HPL-melamine resin sheet.
- Hinges : Aluminium profile hinge P2005 self closing.

Options:

- Coin return lock fixed cylinder.
- Coin return lock removable cylinder.
- Coin retain lock fixed cylinder.
- Coin retain lock removable cylinder.
- Cylinder lock.
- Electronic locking system.
 - Pin code.
 - Card reader.
- Anchor hooks.
- Engraved numbers.
- Wrist bands.
- Sloping top (angle 30°).
- Top panel (90°).
- HPL plinths.
- Stainless steel basement fixed.
- Stainless steel basement with adjustable feet.
- Wall connection.



Kupan two tier locker Z-Shaped 2TLZ-30



The 2TLZ-30 is supplied standard in units of 4 x 2 lockers.

Dimensions:

Per unit 1268 x 500* x 1820 mm (w x d x h)(outside).

Per cabinet 307/147 x 474 x 1351/445 mm (w x d x h)(inside).

*Other depths are possible.

This type of locker is also available as:

1/4 unit width 323 mm.

1/2 unit width 638 mm.

3/4 unit width 953 mm.

Required materials:

Walls : 8 mm. thick HPL-melamine resin sheet.

Tier : 13 mm. thick HPL-melamine resin sheet.

Floor panel : 8 mm. thick HPL-melamine resin sheet

Top panel : 8 mm. thick HPL-melamine resin sheet.

Shelves : 8 mm. thick HPL-melamine resin sheet.

Rear panel : 2.5 mm. thick HPL-melamine resin sheet.

Hinges : Aluminium profile hinge P2000 not self closing.

Options:

Coin return lock fixed cylinder.

Coin return lock removable cylinder.

Coin retain lock fixed cylinder.

Coin retain lock removable cylinder.

Cylinder lock.

Electronic locking system.

-Pin code.

-Card reader.

Anchor hooks.

Cloth rod with 3 hooks.

Engraved numbers.

Wrist bands.

Self-closing hinges.

Sloping top (angle 30°).

Top panel (90°).

HPL plinths.

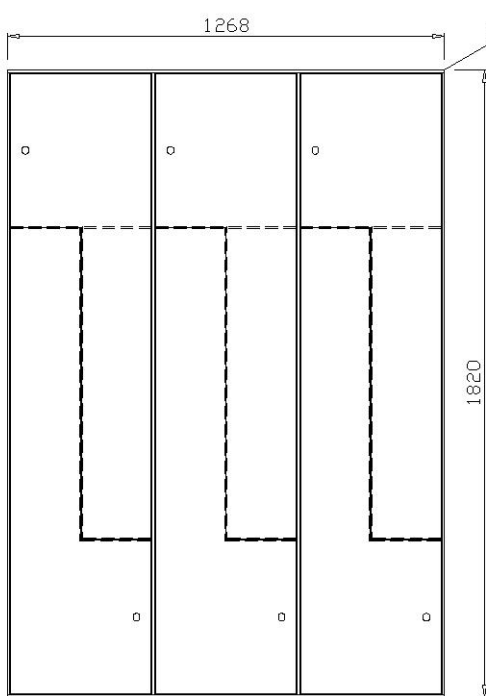
Stainless steel basement fixed.

Stainless steel basement with adjustable feet.

Wall connection.



Kupan two tier locker Z-Shaped 2TLZ-40



The 2TL-40 is supplied standard in units of 3 x 2 lockers.

Dimensions:

Per unit 1268 x 500* x 1820 mm (w x d x h)(outside).

Per cabinet 412/200.5 x 474 x 1351/445 mm (w x d x h)(inside).

*Other depths are possible.

This type of locker is also available as:

1/3 unit width 428 mm.

2/3 unit width 848 mm.

Required materials:

Walls : 8 mm. thick HPL-melamine resin sheet.

Tier : 13 mm. thick HPL-melamine resin sheet.

Floor panel : 8 mm. thick HPL-melamine resin sheet

Top panel : 8 mm. thick HPL-melamine resin sheet.

Shelves : 8 mm. thick HPL-melamine resin sheet.

Rear panel : 2.5 mm. thick HPL-melamine resin sheet.

Hinges : Aluminium profile hinge P2000 not self closing.

(special shelf plan).

Options:

Coin return lock fixed cylinder.

Coin return lock removable cylinder.

Coin retain lock fixed cylinder.

Coin retain lock removable cylinder.

Cylinder lock.

Electronic locking system.

-Pin code.

-Card reader.

Anchor hooks.

Cloth rod with 3 hooks.

Engraved numbers.

Wrist bands.

Self-closing hinges.

Sloping top (angle 30°).

Top panel (90°).

HPL plinths.

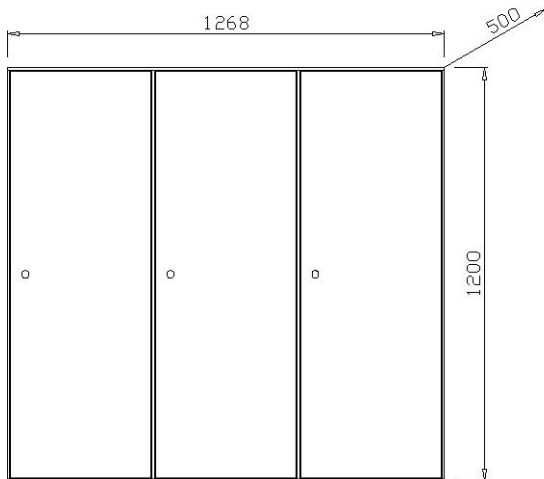
Stainless steel basement fixed.

Stainless steel basement with adjustable feet.

Wall connection.



Kupan one tier low locker 1TLL-40



The 1TLL-40 is supplied standard in units of 3 x 1 locker.

Dimensions:

Per unit 1268 x 500* x 1200 mm (w x d x h) (outside).

Per cabinet 412 x 474 x 1184 mm (w x d x h) (inside).

*Other depths are possible.

This type of locker is also available as:

1/3 unit width 428 mm.

2/3 unit width 848 mm.

Required materials:

Walls : 8 mm. thick HPL-melamine resin sheet.

Tier : 13 mm. thick HPL-melamine resin sheet.

Floor panel : 8 mm. thick HPL-melamine resin sheet

Top panel : 8 mm. thick HPL-melamine resin sheet.

Shelves : 8 mm. thick HPL-melamine resin sheet.

Rear panel : 2.5 mm. thick HPL-melamine resin sheet.

Hinges : Aluminium profile hinge P2000 not self closing.

Options:

Coin return lock fixed cylinder.

Coin return lock removable cylinder.

Coin retain lock fixed cylinder.

Coin retain lock removable cylinder.

Cylinder lock.

Electronic locking system.

-Pin code.

-Card reader.

Anchor hooks.

Cloth rod with 3 hooks.

Engraved numbers.

Wrist bands.

Self-closing hinges.

Sloping top (angle 30°).

Top panel (90°).

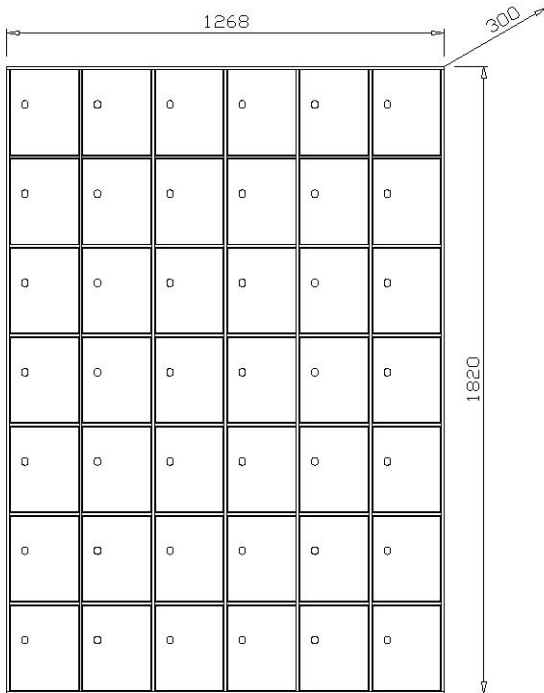
HPL plinths.

Stainless steel basement fixed.

Stainless steel basement with adjustable feet.

Wall connection.

Kupan mini lockers ML



The ML is supplied standard in units of 7 x 6 lockers.

Dimensions:

Per unit 1268 x 300* x 1820 mm (w x d x h) (outside).

Per cabinet 202 x 274 x 250.85 mm (w x d x h) (inside).

*Other depths are possible.

This type of locker is also available as:

1/6 unit width 218 mm.

2/6 unit width 428 mm.

3/6 unit width 638 mm.

4/6 unit width 848 mm.

5/6 unit width 1058 mm.

6/6 unit width 1268 mm.

Required materials:

Walls : 8 mm. thick HPL-melamine resin sheet.

Tier : 13 mm. thick HPL-melamine resin sheet.

Floor panel : 8 mm. thick HPL-melamine resin sheet

Top panel : 8 mm. thick HPL-melamine resin sheet.

Shelves : 8 mm. thick HPL-melamine resin sheet.

Rear panel : 2.5 mm. thick HPL-melamine resin sheet.

Hinges : Aluminium profile hinge P2005 self closing.

Options:

Coin return lock fixed cylinder.

Coin return lock removable cylinder.

Coin retain lock fixed cylinder.

Coin retain lock removable cylinder.

Cylinder lock.

Electronic locking system.

-Pin code.

-Card reader.

Engraved numbers.

Wrist bands.

Sloping top (angle 30°).

Top panel (90°).

HPL plinths.

Stainless steel basement fixed.

Stainless steel basement with adjustable feet.

Wall connection.