



TURNSTILE ACCESS TERMINAL MF



Description:

Turnstile Access Terminal MF is a check point for Metra LCC NET MF contact less tickets. It can drive various types of access control barriers from different manufacturers. The device main advantage is that it can **capture ticket on exit**. For that feature a patented Metra **wristband capturer** is used. Captured tickets are accumulated in stainless steel housing with a ticket container.

For the direction that doesn't need to capture tickets a mirror version or stand alone pillar without wristband capturer or container is available (see table).

Housing types are combination of brushed finish stainless steel body and melamine plate mask.

Turnstile Access Terminal MF operates on-line with Metra LCC NET MF software. It must be connected to Metra network. When wristband is presented access rights are checked in the Metra database. If valid, the unit drives access control barrier in desired direction.

Passage on Turnstile Access Terminal MF for a particular ticket can also be externally controlled by 3rd party SW via TCP/IP software interface.

Operating parameters are defined in the Metra LCC NET MF software. Event data from device is used for further analyses with Metra LCC NET MF software

Two relay outputs and two signal inputs are available to drive attached access barrier.

- **Check point for Metra LCC NET MF tickets**
- **Designed to control various access mechanisms from different vendors**
- **Master Unit (one-way access control) with possibility to attach Slave Unit to provide two-way access control**
- **Capture wristband on exit option with patented wristband capturer**
- **Metra NET component; passage for particular ticket can be authorised externally via TCP/IP software interface**
- **Stainless steel housing with ticket container**
- **Audio and visual LED signalisation.**
- **Operating parameters defined in software.**

What is wristband capture feature?

This feature enables automatic capture of Metra LCC NET MF wristbands upon guests departure from the controlled area. This speeds up guests departure and cuts costs of the system operation by reducing workload of the personnel.

For this feature Metra has developed and holds patent for Metra **Wristband Capturer** together with Metra contact-less **Wristband**.

Presented wristband will be captured by the device under the following conditions:

- The wristband has the capture check engine issued to it in the Metra database
- No other parameter in the Metra database (unsettled payments, unreleased locker,...) is limiting exit on this device

The device grants exit through passage mechanism only if the wristband is successfully captured, therefore preventing wristbands being taken away.




Technical data:

For all versions:

- Power 24 V DC / max. 2,5 A
- Two relay outputs to drive different Access Mechanisms (go, direction)
- RS 232 serial channel to drive Access Mechanism
- Access Mechanism status input (busy/ready)
- Additional Access Mechanism last action state input (passage OK)
- Two additional pushbutton inputs to remotely activate passage in each direction
- CAN network
- Non volatile memory to store operational parameters
- Mifare Media support - see order codes bellow
- Temperature working range: -10 °C up to +50 °C

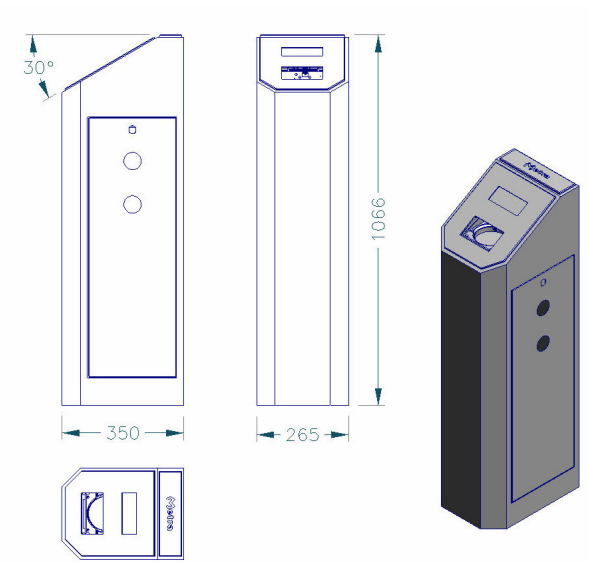
For stand alone Inox pillar tube housing version:

- Measures in mm (h/diameter): 1050 / 154
- No ticket capture option



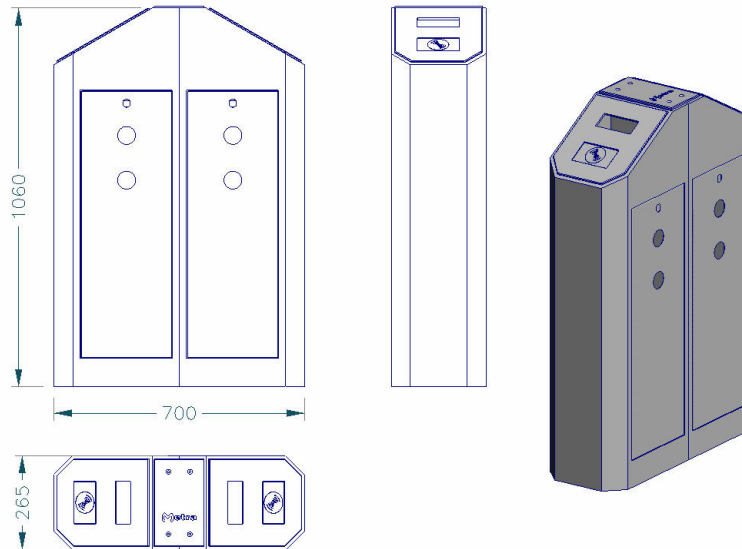
For housing version with capture ticket container:

- Contact-less Wristband Capturer with ticket capture function as an option
- Drawing presents left version (maintenance and wristband collect door on left side of the housing)
- Measures in mm: (w/h/l): 265 / 1066 / 350



For double joint housing version with capture ticket container:

- Both master and slave electronics integrated
- Wristband capturer integrated on one side (can be interchanged on the field)
- Measures: (w/h/l): 265 / 1066 / 700



Controlled directions:

Directions are divided on “single direction” and “other direction” referring to a single rotating mechanism. Both directions together are referred to as “bidirectional”.

How to order?

ORDER CODES for Turnstile Access Terminal MF:

1	2	3	4	5	6
Stand-Alone Pillar Housing					
EL	TA	MF	-	M S	T
Housing with ticket container					
EL	TA	MF	-	M S	L R
Housing with ticket container and integrated Wristband Collector					
EL	TA	MF	R	M S	L R
Dual housing with ticket container and integrated Wristband Collector					
EL	TA	MF	R	D	D

Notes:
For ticket capturing option (Wristband Capturer integrated) use only Metra Wristbands.

Column 1:
EL... Supports standard RFID Tickets.

Column 2:
TA... Turnstile Access Terminal

Column 3:
Describes type of the RFID ticket supported.

MF	Mifare reader. Reads all ISO14443 A/B compatible RFID Tickets.
----	----------------------------------------------------------------

Column 4:
Describes Ticket Capture option.

R	Wristband Capturer integrated (Master only)
-	No capturing container.

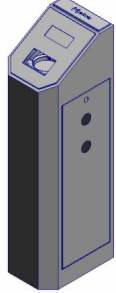
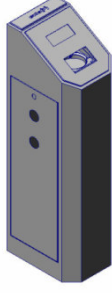
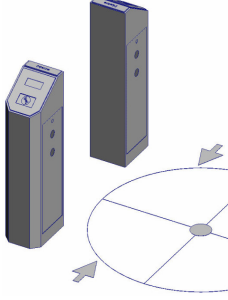

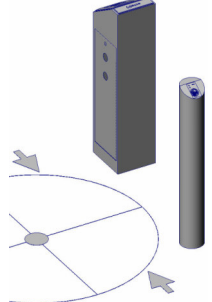


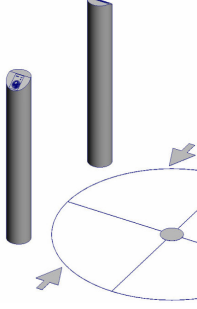
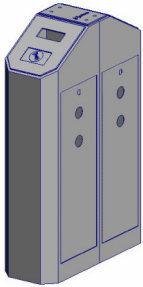
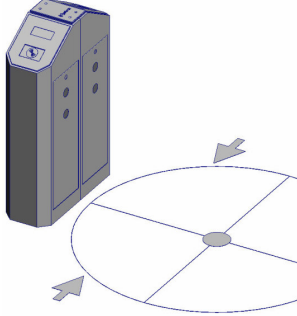
Column 5:
Describes Turnstile Access Terminal electronics.

M	One direction (Master)
S	Other direction (Slave, combination with master only)
D	Both directions (Master plus Slave - for dual ticket capturing housing only)

Column 6:
Describes type of housing ticket container/maintenance door orientation.

T	Inox tube pillar
L	Inox Housing with integrated ticket container – maintenance door oriented Left (see the above drawing)
R	Inox Housing with integrated ticket container – maintenance door oriented Right (mirror image of the left)
D	Inox Dual Housing with integrated ticket container (simetrical)

Examples:

<p>Single direction (Master):</p>	<p>Possible combinations for other direction (Slave), for bidirectional versions:</p>			
 <p>Housing with ticket container (left orientation) and integrated Mifare Wristband Collector, master device</p> <p>ELTAMFRML</p>	 <p>Housing with ticket container (right orientation), slave device, Mifare reader, no ticket capture</p> <p>ELTAMFSR</p>	 <p>Situation: bidirectional, ticket capture on any side is possible. (See also: dual)</p>	 <p>Tube pillar housing, slave device, Mifare reader</p> <p>ELTAMFST</p>	 <p>Situation: bidirectional, ticket capture is possible on one side (example for left orientation)</p>
 <p>Tube pillar housing, master device, Mifare reader, no ticket capture</p> <p>ELTAMFMT</p>	 <p>Tube pillar housing, slave device, Mifare reader</p> <p>ELTAMFST</p>	 <p>Situation: bidirectional, ticket capture is NOT possible.</p>		
 <p>Dual Housing with ticket container and integrated Mifare Wristband Collector, master plus slave device, Mifare</p> <p>ELTAMFRDD</p>	 <p>Situation: bidirection, dual version – joint, connected housings. Ticket capture on one side.</p>			

ORDER CODES Accessories:

Power Supply:



**ORDER CODE:
SA000348**

Technical specifications:

*Input: 110 –230 V AC /100VA
Output: 24 V DC / 3,2 A*

Anchor for housing with ticket container



**ORDER CODE:
EB000182**

Anchor for tube pillar housing



**ORDER CODE:
EB001009**